

Meet the teacher Year 3

Autumn 2023

Introduction

- Class Teacher: Miss Cooper
- Joined EHA in 2018. Second year in Year 3. Leading RE, PSHE and Community projects.
- TA: Miss Imbrogino




Key dates


- PE days: Monday (outdoor) and Friday (indoors)
- Homework days: Friday and due Tuesday
- Changing reading/library book days: Monday or Thursday
- Music lessons on Tuesday with Mr Merritt-Hall.
- Google Classroom Coffee Morning: 27th September at 9-10am
- Parent consultation day: 12th October 13.30-6.30pm

Our school values are...

KIND,
RESPECTFUL, RESILIENT
and **BRAVE**



We have a two strike rule



Consequences step by Step:

- **First** verbal warning
- **Second** warning = CT will write your name on board. Time out in classroom if needed (5min)
- **Third** warning = Restorative conversation with class teacher.
- **Fourth** warning = 15min time out in a partner classroom. Reflection sheet completed. **Parents informed**
- **Fifth** warning = If a child continues to exhibit the same behaviours sent to Mr Currie, Mr Venn or Mrs Powrie .
Consequences are based upon an individual child's needs. **Parents informed.**

- If a child receives three reflection sheets from their class teacher during one half term, they are sent to Mr Currie, Mr Venn or Mrs Powrie where they will have a behaviour reflection conversation. **Parents informed.**

Behaviour

CLEAR VERBAL WARNINGS (LEVEL 1 BEHAVIOUR)	RESTORITIVE TIME/REFLECTION SHEET (LEVEL 2 BEHAVIOUR)	ESCALATION TO SLT (LEVEL 3 BEHAVIOUR)
<ul style="list-style-type: none"> • Teasing/name-calling • Pushing in line • Talking when adult is talking • Staying in playground after the break/lunchtime is over • Interrupting or calling out • Attention-seeking/clowning around • Distracting others • Avoiding work/wasting time • Careless with school equipment • Running inside/rolling around • Arguing with other pupils • Spoiling other pupils' games • Play fighting 	<ul style="list-style-type: none"> • Persistent Level 1 behaviour • Continuing to distract other children's learning • Refusing to follow instructions • Rudeness to adults • Spitting on the floor • Lying • Deliberate defiance/disobedience • Biting, hitting, kicking • Scribbling on desk or on others' work • Frequent disruption of lessons • Graffiti/vandalism to property • Swearing 	<ul style="list-style-type: none"> • Persistent Level 2 behaviour • Any form of abuse, discrimination or prejudice because of gender, race, disability, religion or belief. • Bullying • Leaving the classroom without permission • Any unsafe behaviour online • Possession of harmful items • Persistent disruption of lessons • Putting themselves or others at risk of harm • Stealing • Spitting at others • Fighting • Verbal/physical abuse to adults • Using swear words in a violent or intimidating way • Vandalism – deliberate damage to school property • Dangerous defiance – refusal to follow instructions • Unwanted physical touch • Causing bodily harm • Persistent biting, hitting, kicking

'Speak out'

The 'speak out' approach fits perfectly with our values. You are encouraged to follow

three steps when dealing with any behaviour which makes you unhappy:

- **Step 1**

If someone makes you unhappy at school through their behaviour or what they say to

you, say "**Stop it, I don't like that.**" Speak Out

- **Step 2**

If the behaviour continues, try again and say "**Stop it, I don't like that.**" Speak Out

- **Step 3**

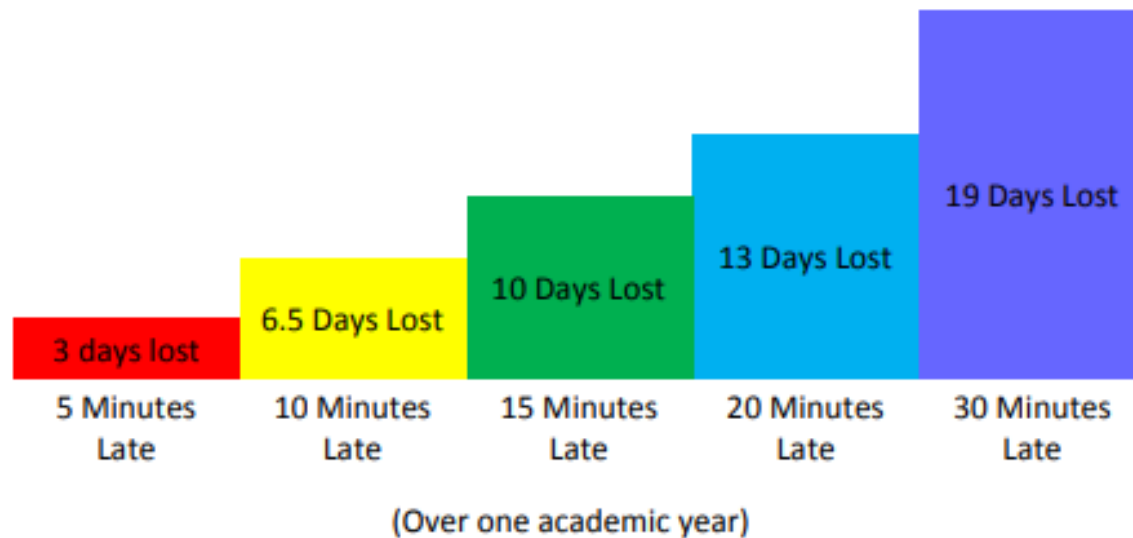
If the behaviour which is making you feel unhappy still continues, find an adult and tell them. Speak Out

Attendance

- At a minimum we expect children to be in school for **96%** of the time. This can still equate to 8 days of learning missed.
- If your child's attendance drops down to below 90%, this means almost 4 weeks of lost learning!
- Attendance is tracked weekly and celebrated in our assembly on Wednesdays.
- Parents/carers will be contacted and invited for a meeting with attendance lead (Mr Venn) if your child's attendance is declining to explore why.

Punctuality

- Every minute counts!
- If a child is late every day, their learning as well as the other children in the classroom is disrupted. Below is a graph how being late to school every day adds up to lost learning time.



Uniform expectations

- Dark grey tailored trousers, skirt or pinafore
- Dark grey tailored knee length shorts in the summer (optional)
- Red and white checked dress in the summer (optional)
- White shirt (not polo shirt)
- Grey sweatshirt with the academy logo
- Grey cardigans with the academy logo (optional)/could be plain grey
- Socks and tights need to be plain black, grey or white
- EHA tie
- **Please label every item of uniform with your child's name and class**

Footwear:

- Plain black school shoes
- Plain black flat boots (winter)
- Black shoes should be flat. They should not have any flashing lights as they are distracting for all children. Children that are not in the correct footwear will be asked to change into plimsolls for the rest of the school day.

Please speak to us if you require help with uniform.



PE kits

- White T-shirt (one given by EHA)
- Black Enfield Height PE sweatshirt
- Plain black shorts or black jogging bottoms
- Black plimsolls (indoor) Black trainers (outdoor)
- All PE kits need to be supplied in a drawstring bag that is clearly labelled with the child's full name and class

Other uniform requirements

- All headwear must be plain black, burgundy or white in colour
- Plain gold or silver stud earrings are permitted but never on PE days. Watches are allowed; they need to have plain straps, preferably in black. Expensive jewellery is discouraged
- All children require an academy book bag bearing the school logo, which can be obtained from our main uniform provider
- Our main uniform provider for Enfield Heights Academy is Smiths Schoolwear on Lancaster Road – available to purchase online and be delivered either to your home or to school

RAMA AND SITA

The Story of Diwali



Written by
MALACHY DOYLE

BLOOMSBURY

Illustrated by
CHRISTOPHER CORR

English

Rama and Sita: The Story of Diwali

This links to our RE topic as well.

Year 3 expectations follow on from Year 2.

Home Reading

Children to bring home **two books: a banded book** and a **book for pleasure**.

Banded books -matched to their attainment reading level. They will work through a series of banded books and work their way through the year groups banded colours. Throughout the year, the child will be monitored and assessed as to when they can move up to the next level by the class teacher.

Reading for pleasure – This is a book they have chosen to read for their enjoyment. This could range from a comic, magazine, fiction etc.

Reading book bands

Colour Band	Year group	RWI colours
Mauve	Reception	Red Dots 1-5
Pink	Reception	Red Dots 6-10
Red	Reception & Year 1	Green Purple
Yellow	Year 1	Pink
Dark Blue	Year 1	Orange
Dark Green	Year 1	Yellow
Orange	Year 1	Blue
Turquoise	Year 1&2	Grey
Purple	Year 2	
Gold	Year 2	
White	Year 2	
Lime	Year 2&3	


Brown	Year 3	
Light Purple	Year 3&4	
Grey	Year 4	
Light Blue	Year 4&5	
Maroon	Year 5	
Black	Year 5&6	
Fuchsia	Year 6	
Cream	Year 6	
Silver	Year 6	

Your role

Recording in reading record books

Frequency of reading expectations

- 20-30mins daily
- Adults needs to sign once a week and child can complete comments for rest of week.



Prompt for your questioning

- Each reading record will have your child's colour band on the **left-hand side of the yellow reading record**. It will also display all the varying reading skills they are assessed on the left inside cover of the reading record book.

Reading targets – Year 5	
<p>Reading with greater fluency and being able to decode a range of unfamiliar words are key skills in reading. Furthermore, children need to demonstrate a deeper understanding of what they have read. This will allow them to fully master the skills of reading. At Cuckoo Hall, we assess children using six assessment foci derived from the National Curriculum. Below are a range of questions linked to each assessment focus which you could ask your child when listening to them read daily.</p>	
<p>Assessment Focus 1 Fluency Use a range of strategies, including accurate decoding of text, to read for meaning.</p>	<p>At what pace should this story be read? Are you reading at the appropriate speed? Are there any uncommon prefixes in this passage?</p>
<p>Assessment Focus 2 Literal Understanding Understand, describe, extract or retrieve information, events or ideas from texts and use quotation and reference to text.</p>	<p>Can you skim the page to locate...? How would you summarise the key events in this chapter?</p>
<p>Assessment Focus 3 Inference and Deduction Deduce, infer or interpret information, events or ideas from texts.</p>	<p>What evidence do you have to show how the character is feeling or the reasons behind their actions? E.g. Throwing pots and pans around the room showed he was angry. Is this statement fact or opinion? How do you know?</p>
<p>Assessment Focus 4 Structure & Language for effect Identify and comment on the structure and organisation of texts, including grammatical and presentational features at text level for effect. Explain and comment on writers' use of language, including grammatical and literary features at word and sentence level for effect and meaning.</p>	<p>How have paragraphs been used to develop the plot? E.g. building up to the climax. How has the author used language to create different moods in the text? E.g. He begins with a description of a forest to create suspense and tension.</p>
<p>Assessment Focus 5 Language & Theme Identify and comment on the writer's purpose and viewpoint and the overall effect of the text on the reader (knowledge of the text, characters, events, arguments raised in the text). Relate texts to their social, cultural and historical contexts and literary traditions, important ideas, underlying themes (the central ideas running through the text).</p>	<p>Can you identify the main theme of this narrative? What evidence is there to support your opinion? Can you think of another text that you have read that has a similar event or viewpoint? What makes it similar? How have the two authors portrayed the event or viewpoint?</p>
<p>Assessment Focus 6 Attitude, Engagement and Vocabulary Develop a positive attitude and love for reading with a wide range of texts, e.g. stories, poems and non-fiction. Discuss, debate, perform and present texts which they have read. Gain knowledge across the curriculum, e.g. increase vocabulary, develop imagination and use in their own writing.</p>	<p>Would you recommend this book to someone else in Year 5? Why or why not? Can you recite your favourite section of the poem off by heart?</p>

Times table information

Year group	Multiplication expectations	Autumn 1	Autumn 2	Spring 1	Spring 2	Summer 1	Summer 2
Reception	Children should be able to count confidently, develop a deep understanding of the numbers to 10, the relationships between them and the patterns within those numbers.						
Year 1	Count in 2, 5, 10	Experience of counting in 2, 5, 10's			Intro 2x	Intro 5x	Intro 10x
Year 2	Count in steps of 2, 3, and 5 from 0, and in 10s from any number, forwards and backwards.	1x 2x	2x 5x Related word problems	10x Intro 3x Related word / reasoning problems	3x Related word/ reasoning problems	Recap all Related word/reasoning problems	Recap all Related word/reasoning problems
Year 3	Count from 0 in multiples of 4, 8, 50 and 100	2x 4x	4x 8x	3x	4x 8x	3x 6x	6x 12x
Year 4	Count in multiples of 6, 7, 9, 25 and 1,000	6x 12x	7x	9x 11x	4x 8x	7x 9x	12x
Year 5	To multiply and divide fluently	Recap 6x 12x	Squared Cubed	Recap 7x 9x	Recap 4x 8x	Recap 3x 6x	Squared Cubed
Year 6	To multiply and divide fluently	Recap 7x 9x & division facts	Recap 3x 6x Cubed & division facts	Recap 2x 4x 8x Squared & division facts	Recap 12x Squared & Cubed & division facts	Gap analysis	See year 7 expectations

Times tables

- Practise times tables at home by old fashioned chanting
- Ask your child times tables questions out of order – such as 11 x 12, then 5x6
- Use Apps and games to help build up speed
- <https://www.timestables.co.uk/speed-test/>
- <https://mathsframe.co.uk/>
- <http://www.timestables.me.uk/>
- Times Tables Rock Stars

Curriculum

Medium Term Planning		Learning Journey Map		Term: Autumn 1	Weeks: 7
Mapping curriculum content-knowledge and skills; creating cross curricular links; generating learning opportunities; composing the bigger picture					
Teaching and Learning Principles and Curriculum Driver					
Equality of Opportunity Raising pupil aspiration through inspiration, enjoyment and fulfilment; Access to academic excellence; Opportunity to enhance and develop skills/talent; Developing dedication and resilience	Enquiry Based Learning Creative thinkers; Real life challenge Risk taking; Resourcefulness; Enterprise; collaboration; Independent; Fostering and applying thinking skills	Inspire awe and wonder Use stimuli to motivate and inspire- visits, visitors, artefacts, books, videos, plays, role play etc.	Force for Positive Change Who or what has been a force for positive change? How can we be a force for positive change?		
-Hindu culture activities -Trip to Neason Temple	- Using materials in shadow investigation -Experiment in Science with reflection. -Experiments with light and dark.	-Explorer Dome -Hindu cultural morning -Kidnapping from Ravanna	-Discussion about light pollution and how it is affecting our environment; looking at images of the earth from space (Science). -To make responsible choices and take action whilst understanding how my actions affect others (PSHE).		
YEAR 3 Title: Let There Be Light	Key Curriculum Areas: Science, R.E & Art	Maths Place value – To identify the value of each digit in 2 and 3-digit number. -To compare and order numbers up to 1000. -To find 10 and 100 more or less than a given number. Addition and subtraction – To develop strategies for mental addition and subtraction. -To add and subtract numbers up to 3-digits using formal methods. Statistics - Interpret and present data using bar charts, pictograms and tables. Geometry and measurement - Measure the perimeter of simple 2D shapes. -Identify right angles and learn how many rights angles makes a quarter turn, half turn, three quarter turn and full turn.		English 'Rama and Sita. The story of Diwali' -Acrostic Poetry -Write a character description -Retell the story of Rama and Sita Writing skills -Forming complete sentences using a capital letter, finger spaces and a full stop. -To use compound and complex sentences. -To use a range of adverbials. Spelling - Revision from year 2 adding prefixes (dis, mis, re, pre) and suffixes (-ed, -ing, -est) Handwriting: Focus on ascenders and descenders. Daily guided reading sessions	
Big Bang Hindu culture activities	Science -Experiment with making shadows. -Form and investigation with materials and which will block light. -Investigate how shadows change. -To understand and compare translucent, transparent and opaque materials. -To explore materials and observe effect. Make an evaluation on what dark is and how dark is the absence of light. -To investigate reflective surfaces and their properties. -To understand the dangers of light on the eyes.		Art -To take inspiration from others with observation of pattern and symmetry. -To create repeating patterns -To select appropriate material and to create a Rangoli design.		Music - To play open strings (plucking and strumming). - To strum a Chord C- with different rhythm. - Combining Chord C and F
School Trip/Special Events Neason Temple Meet the Teacher – 14/09/23 9am	PE –Outdoor – Netball -To consolidate and improve ball handling techniques and learn a range of passes. -To explore and investigate strategies for passing and moving. -To find space before receiving a pass. PE- Indoor – Dance - To incorporate different qualities and dynamics into their movement. To link actions to make dance phrases, working with a partner and in a small group.		PSHE -Helping others to feel welcome. - Try to make our school community a better place. -Think about everyone's right to learn. - Care about other people's feelings.		Spanish - To ask others their names and respond. - To ask others how they are feeling and respond. - To recognise and say numbers 1-10
Celebration Diwali Gallery	RE –Hinduism -To understand the important of the story 'Rama and Sita' to Hindus. -To name and explore Hindu practices and lifestyles.		Computing - - Introducing E-Safety - Use code blocks to complete and link command sequence - Use code blocks to link, repeat and re-use commands -Further extend re-using commands in		

Your child's progress and assessment

- We will assess every half term and communicate with parents/carers regarding progress
- Progress and attainment will be communicated during parent consultations.
- If you have any queries or want to know how your child is getting on, please speak to the class teacher.

Trips

- Mandir
- Stone Age experience
- Outside as much as possible!

Homework

- Daily reading
- Daily Times tables (TT Rockstars)
- Weekly Spellings
- Weekly Maths (Mathletics)
- Weekly English (Comprehension for Guided Reading – read text and familiarise)
- Half Termly Project linked to Learning Journey (not every half term).

Concerns/Communication/Pathway

- Pass any information that could be relevant for the day (office/member of staff at the gate, teacher)
- Address class team first; request appointment
- Speak to Mrs Salik (Year 1,2, 3 Teaching and Learning Lead)
- Request a meeting with DHT Mr Venn (contact office)
- If you are still concerned and situation has not been resolved, request an appointment with HT Mrs Powrie
- SEN concerns-Mrs Radmore and Ms Monaghan

How to help your child at home

- Discuss current events
- Involve them- reading the recipe, weighing the ingredients, adding up the shopping
- Singing songs
- Download the Arbor app
- Writing birthday cards/thank you notes

Communication via Arbor

- Ask office for questions

Thank you

Any Questions?

